

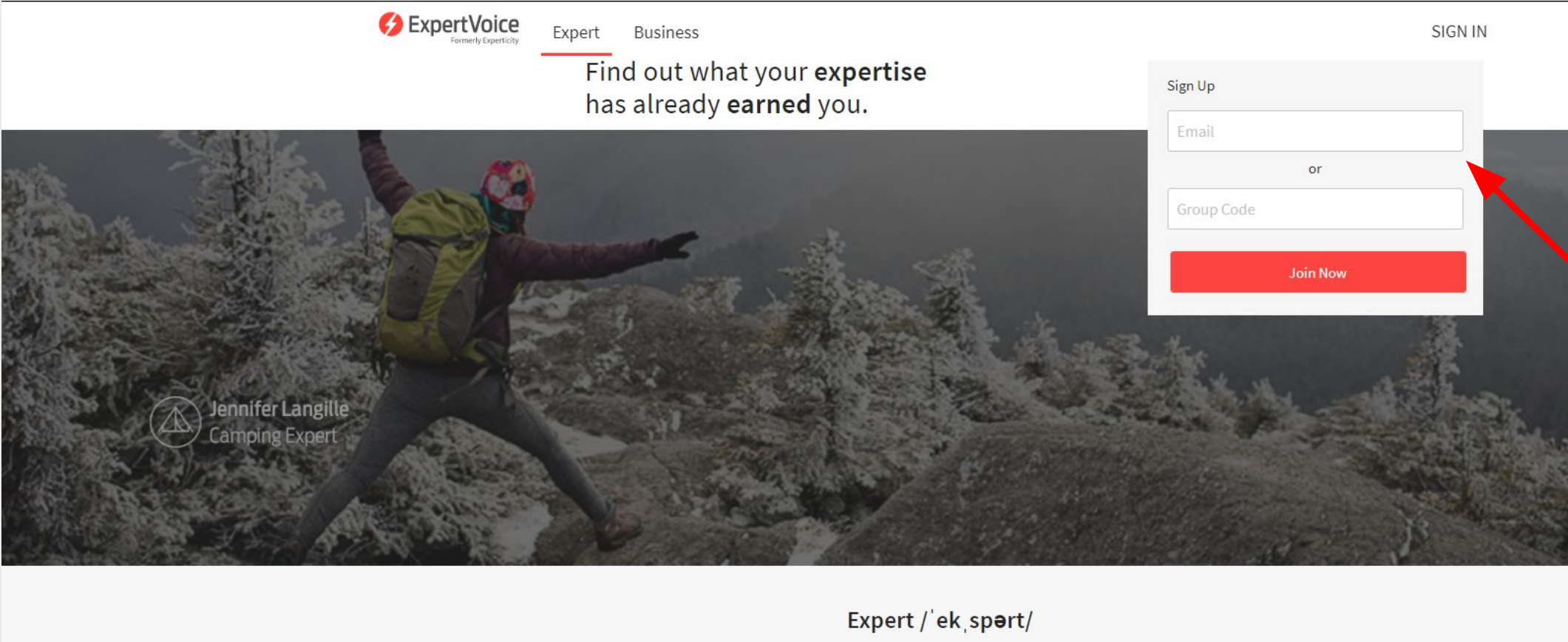


---

## Retail Sign Up Instructions

Go to Expertvoice.com.

Already a member? Click, "Sign In" if not, click "Sign Up."



The image shows a screenshot of the ExpertVoice website. At the top left is the ExpertVoice logo with the tagline "Formerly Experticity". To its right are navigation links for "Expert" and "Business". On the far right of the header is a "SIGN IN" link. The main headline reads "Find out what your **expertise** has already **earned** you." Below this is a hero image of a hiker with a backpack on a snowy mountain peak. In the bottom left of the hero image, there is a circular icon of a tent and the text "Jennifer Langille Camping Expert". At the bottom of the page, the word "Expert" is followed by its phonetic pronunciation: "/ 'ek , spərt /".

ExpertVoice  
Formerly Experticity

Expert Business

SIGN IN

Find out what your **expertise** has already **earned** you.

Jennifer Langille  
Camping Expert

Expert / 'ek , spərt /

Sign Up

Email

or

Group Code

Join Now

Once you click, “Sign Up” on the Expertvoice.com homepage, you will then be directed to a new page. Enter your first and last name, email, and a password. Then click “Sign Up.”

The image shows a screenshot of the ExpertVoice sign-up process. A white modal window is centered on the page, overlaying a dark background image of a person climbing. The modal contains the ExpertVoice logo, a sign-up form, and two buttons: a red 'Sign Up' button and a blue 'Join with Facebook' button. A red arrow points from the bottom left towards the 'Sign Up' button. The background page is dimmed and shows the ExpertVoice logo, navigation links, and a 'SIGN IN' button.

Already a member? [Sign In](#)

**ExpertVoice**  
Formerly Expertcity

Expert Bu  
Find o  
has al

**ExpertVoice**

Join the community, unlock privileged rewards.

[Show](#)

[I have a Group Code](#) ⓘ

By joining you agree to the [Privacy Policy](#) & [Terms of Service](#).

[SIGN IN](#)

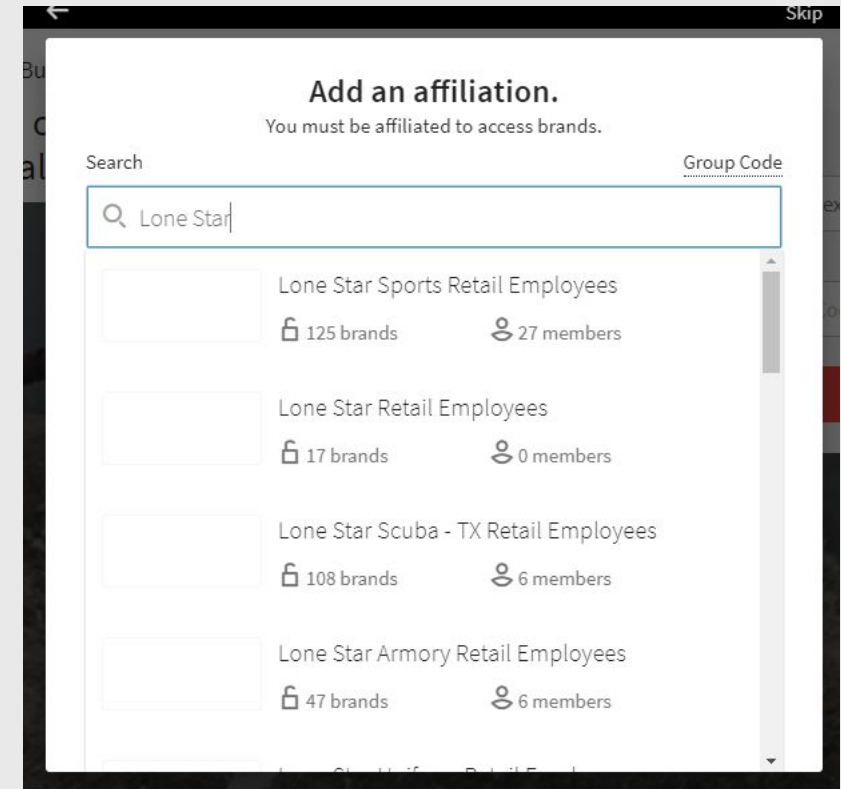
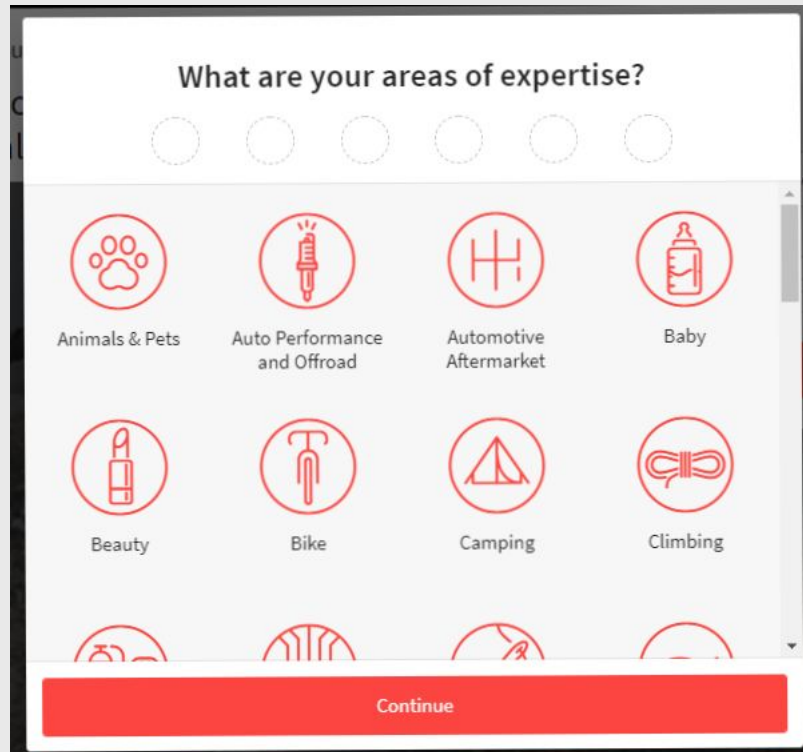
expertvoice.com

or

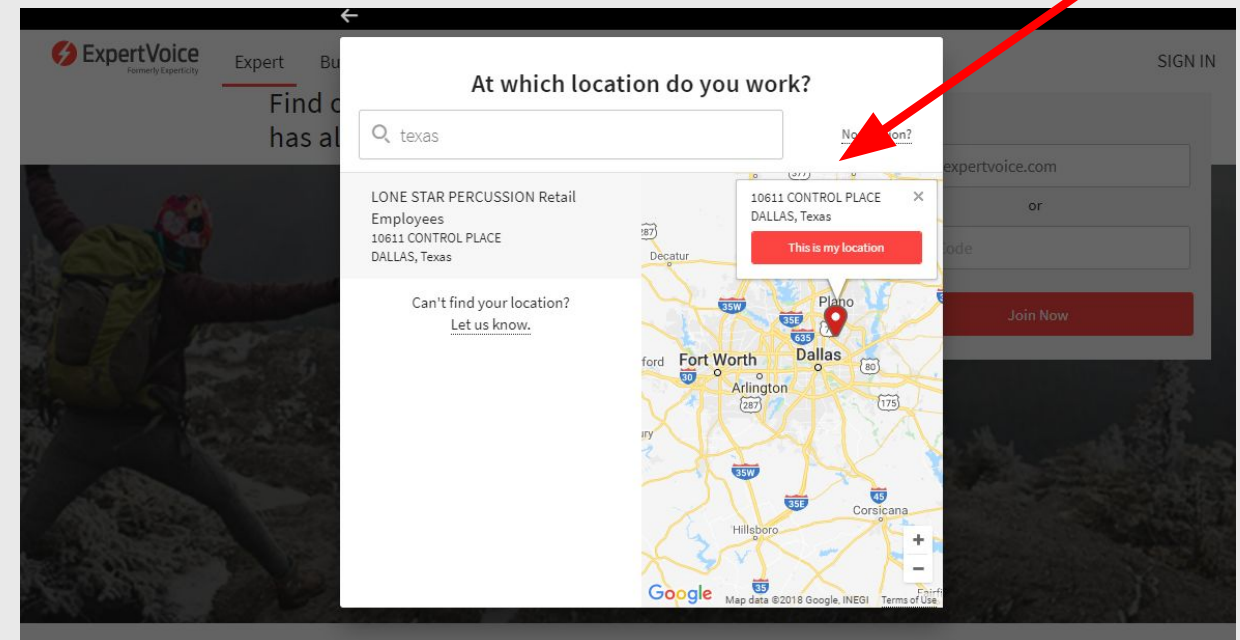
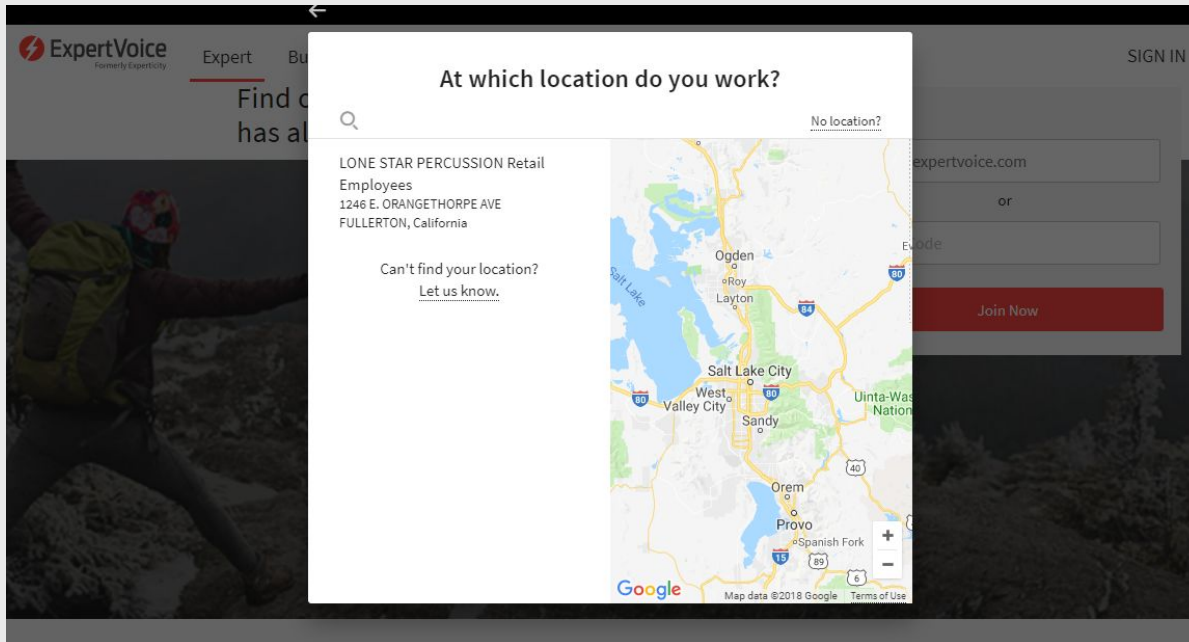
ode

Jennifer Langille  
Camping Expert

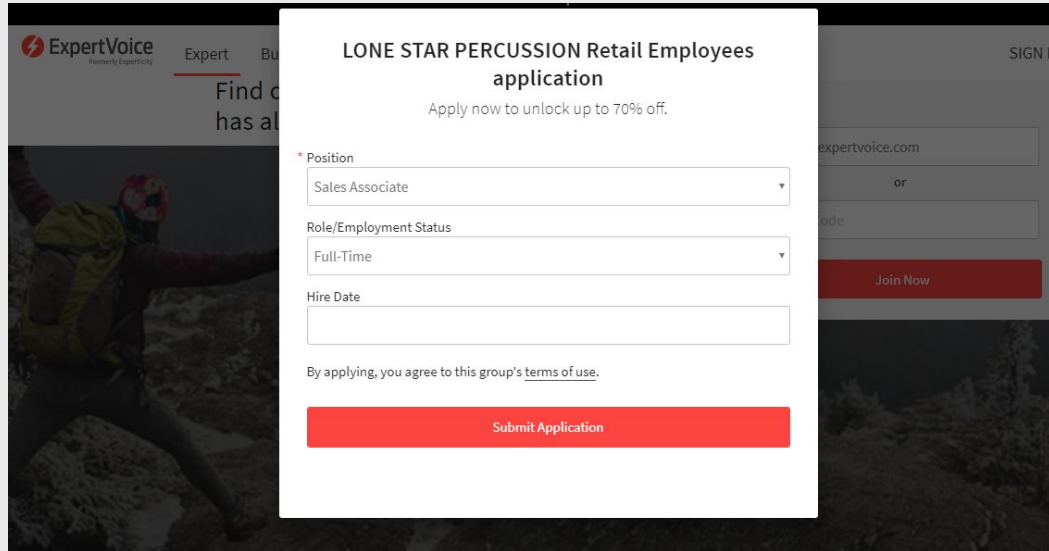
Next, you will be prompted to choose your passions. You will then be asked to “Add an affiliation.” Your affiliation is what makes you credible and allows you access to Expertvoice.com. You will then search for the organization or business that you work for in the “Search” bar.



You will then verify the location where you work. Choose your location, and click “This is my location.” Make sure to choose the correct location, this will be your shipping address for any order you place with ExpertVoice.



Continue to build your profile by entering your position, role/employment status, and hire date. Click, “Submit Application.” That’s it! Your application has been submitted. You will be notified via email when your application has been reviewed and you have access to shopping and rewards for your affiliation.



ExpertVoice Formerly Experticity

Expert Bu

SIGN IN

### LONE STAR PERCUSSION Retail Employees application

Apply now to unlock up to 70% off.

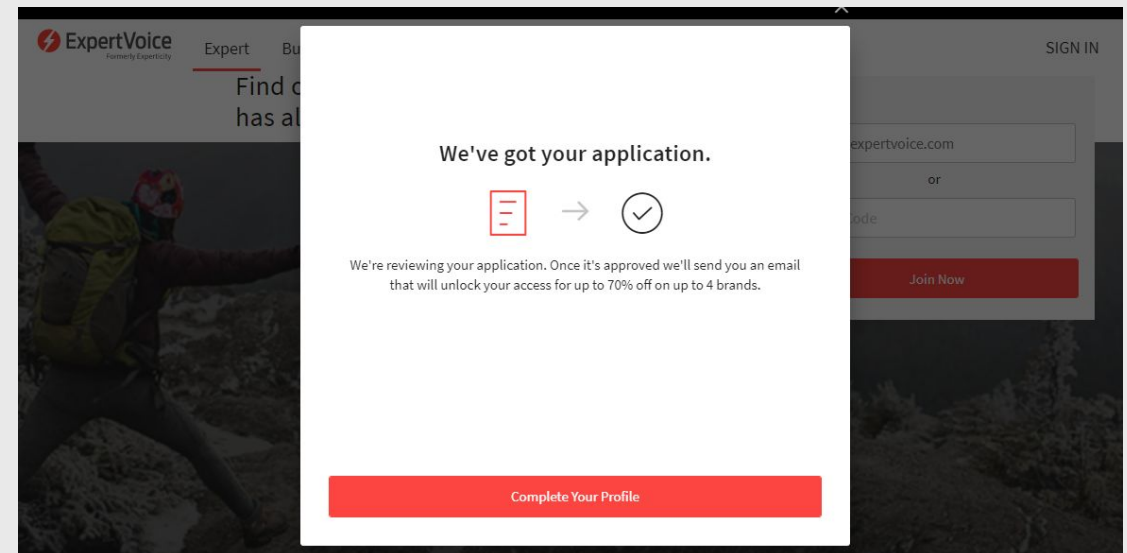
Position  
Sales Associate

Role/Employment Status  
Full-Time

Hire Date

By applying, you agree to this group's [terms of use](#).

Submit Application





ExpertVoice Formerly Experticity

Expert Bu

SIGN IN

### We've got your application.

 → 

We're reviewing your application. Once it's approved we'll send you an email that will unlock your access for up to 70% off on up to 4 brands.

Complete Your Profile

If you have questions or issues, please reach out to our Expert Support Team. You can contact a support representative at 866-376-4685 or at [Support@expertvoice.com](mailto:Support@expertvoice.com).

Expert Support is available 8:30-8:00 MST, Monday-Friday, and from 10:00-5:00 MST Saturday-Sunday.

